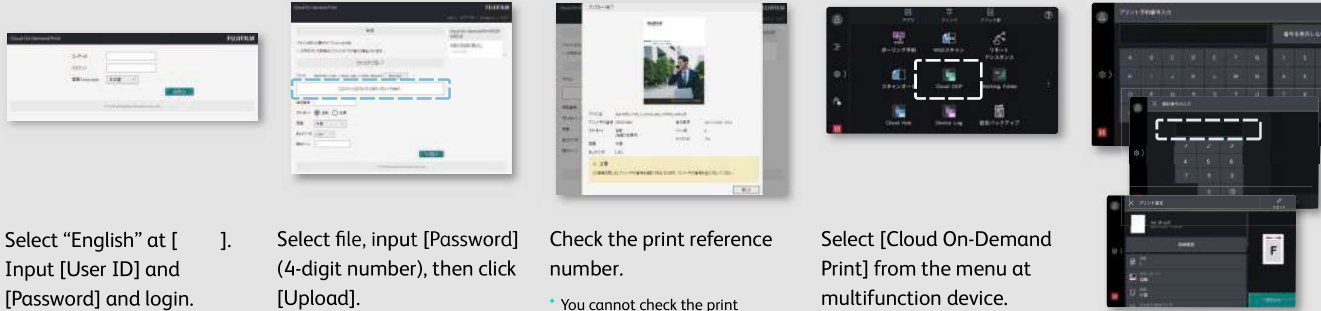


[How to upload / print the file with web browser] Access the following URL

<https://cloudodp.fujifilm.com/guestweb/>



STEP1 -----> STEP2 -----> STEP3 -----> STEP4 -----> STEP5



Select "English" at [ ]. Input [User ID] and [Password] and login.

Select file, input [Password] (4-digit number), then click [Upload].

Check the print reference number.

\* You cannot check the print reference number after closing this window. Please note it down.

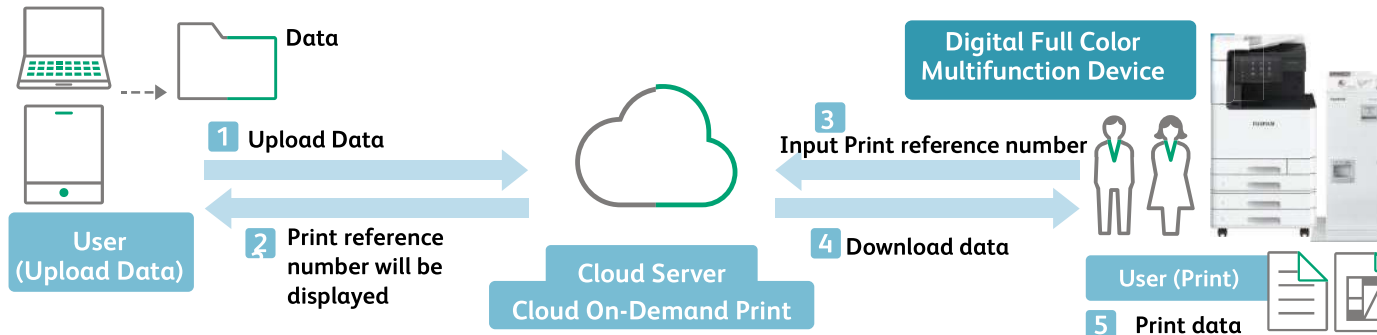
Select [Cloud On-Demand Print] from the menu at multifunction device.

Input [Print Reference Number] and [Password], then select [Print].

USER ID: 3c8-kyodai

PASSWORD: kyotouniv

[Cloud On-Demand Print] Store your documents from your PC or mobile device to the cloud server on the Internet and print on demand on a multifunction device at your destination using your ID and password. You can print the necessary documents easily and securely without worrying about losing data or installing a dedicated driver.



STEP1

Access Cloud On-Demand homepage from PC. Upload the document that you want.

STEP2

After finishing upload, 7-digit print reference number will be displayed.

STEP3

Select Cloud On-Demand Print Menu at a digital full-color multifunction device in a Co-Op. Input the print reference number.

STEP4

File that you uploaded will be downloaded.

STEP5

Check the file with the preview. When you pay the charge, the file will be printed.

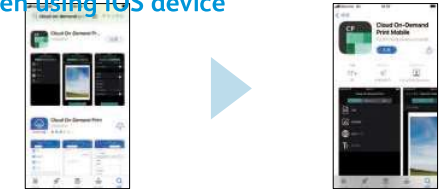
You can also print photos taken with your mobile device



Take photos of a whiteboard at a seminar or a circle meeting and upload them to the cloud server. You can print the photos at a multifunction device in a Co-Op near you.




When using iOS device



Search for [Cloud On-Demand Print] app in the App Store

Select [GET] to start installing the app

When using Android™ device



Google Playから [Cloud On-Demand Print] アプリを検索

Tap [Install] on the [Cloud On-Demand Print] app's page.

Uploaded files expire after:

1 days ( 24 hours)\*

Uploadable File Formats




In addition to Microsoft® Office/DocuWorks\*1 files, PDFs\*2, and web pages\*3, you can print photos taken with a smartphone or other mobile devices.

Note : Printouts may differ from the print preview on PCs or iOS/Android™ devices.  
 Note : Photos can be printed on A4/A3 plain paper, but not on photo paper.  
 \*1 : If documents includes special characters, the printouts may differ from the print preview on PCs, or iOS/Android™ devices.  
 \*2 : If fonts are not embedded in files, printouts may differ from the print preview on PCs or iOS/Android™ devices.  
 \*3 : Can be uploaded from iOS/Android™ devices.

## About Cloud On-Demand Print


Data uploaded from the Internet  
can be printed at multifunction  
printers in University Co-Ops!


 Available in University Co-Ops across  
Japan


 Easy Printing with Simple Operation

 Supporting Smartphone or Tablet  
Usage

Fast, Beautiful, and Easy.  
Your desired printing is available!

 Use High-Speed and High-Image-  
Quality Printer like your own printer

 Supporting Various Document  
Formats

 Just Select the file you want to print  
and Upload

URL

<https://cloudodp.fujifilm.com/guestweb/>



**FUJIFILM**  
Value from Innovation

Co-op  
Clock Tower Shop Copy Coner, Yoshida Shop,  
Hokubu Shop, Nanbu Shop

Kyoto Univ Library 3F, Katsura Library

Prices

Black & White printing 10 yen

Color printing 50 yen

FUJIFILM Business Innovation Corp.

9-7-3 Akasaka, Minato-ku, Tokyo 107-0052

Tel : 03-6271-5111 (Japanese only)

<http://www.fujifilm.com/fb>



## Cloud On-Demand Print